

# Program Presentation: Diagnostic Services

Presented to: PSFDH Board of Directors

Presented by: Brian Smith, VP Clinical Services  
Dr. Parikh, Chief of Diagnostic Imaging,  
Behrooz Izadi, Manager of Diagnostic Imaging

# Our Team:

- Total FTEs = 38
  - Medical Radiology Technologists
  - Cardiovascular Technologists
  - Respiratory Therapists
  - Booking Clerks
  
- Physician total = 4 Radiologists

# Diagnostic Imaging (DI) Services:

- Radiography (x-ray)
- General Ultrasound
- Echocardiography
- Bone Mineral Density (BMD)
- Mammography/Ontario Breast Screening Program (OBSP)
- Computed Tomography (CT)
- MRI

# Diagnostic Imaging (DI) Services:

- Inpatients receive priority access as required
- Emergency x-ray is provided 24 hours a day
- Elective X-ray exams are offered

*Mon-Friday in Smiths Falls* (Staff assist in the OR on weekends)

*Mon-Sunday in Perth* (Staff perform x-rays on weekends – no surgeries in Perth)

- CT is only provided at the Smiths Falls location
- MRI is only provided at the Smiths Falls location
- MRI services are 18 hours per day

## CT/MRI Wait Times:

Reducing diagnostic wait times is a priority to PSFDH  
All elective referrals are triaged and prioritized:

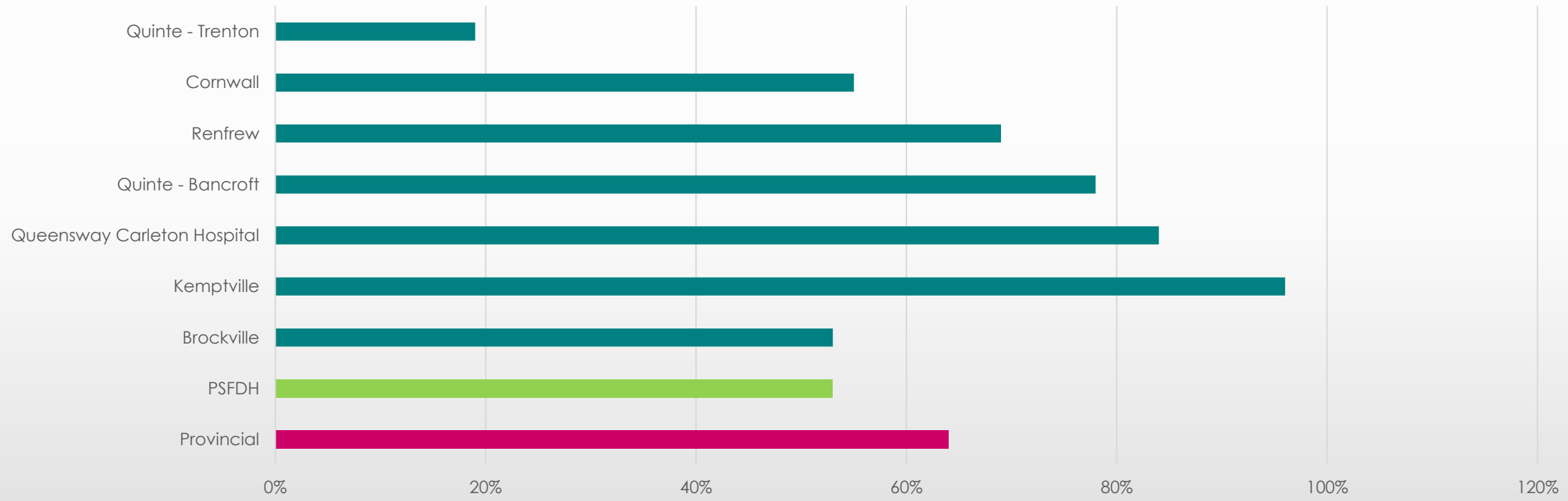


# Diagnostic Wait Times:

| Exam                     | Wait Time                   | Improvement from previous year |
|--------------------------|-----------------------------|--------------------------------|
| Elective Ultrasound      | 6 months (was 3.5 months)   | unchanged                      |
| MRI Non Contrast         | 5 weeks                     | Improved (3 wks)               |
| MRI With Contrast        | 6 weeks                     | Improved (2 wks)               |
| Mammography              | 4 weeks                     | Decreased (1 wk)               |
| CT Elective Non Contrast | No wait time for P1, P2     |                                |
| CT Non-Contrast          | 1 months weeks              | Improved (7 months)            |
| CT with Contrast         | 3 weeks                     | Improved (1 week)              |
| X-Ray Elective           | 1 week                      | Improved (7 weeks)             |
| BMD                      | Performed 2-3 days per week | Was offered limited basis      |
| Echocardiography         | 8 weeks                     | Decreased (6 weeks)            |

# Diagnostic Wait Times: CT

CT - % Withing Target



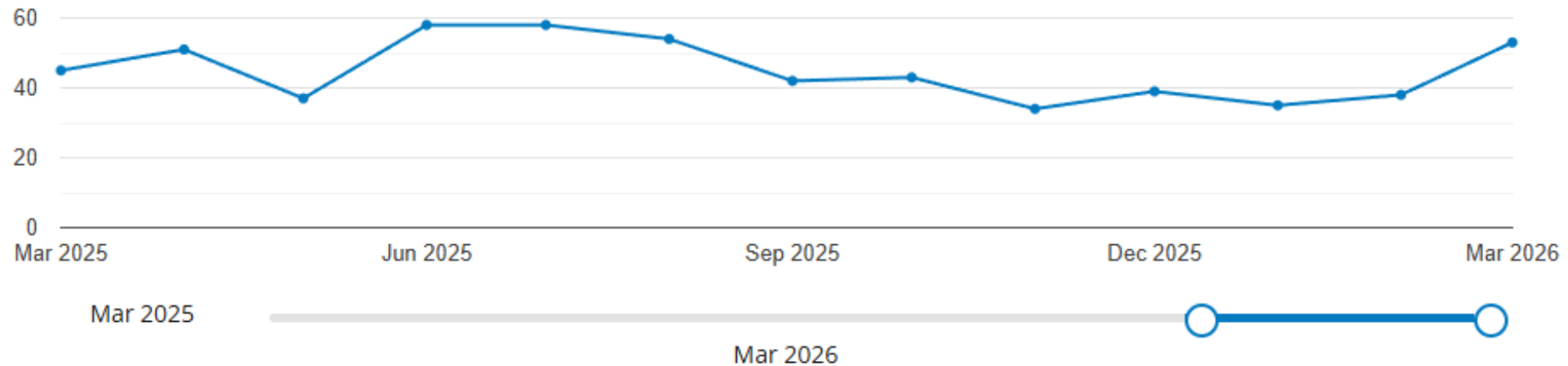
# Diagnostic Wait Times: CT

## % within target

The percentage of patients who were seen within the target time for this priority level

% within target

Combined

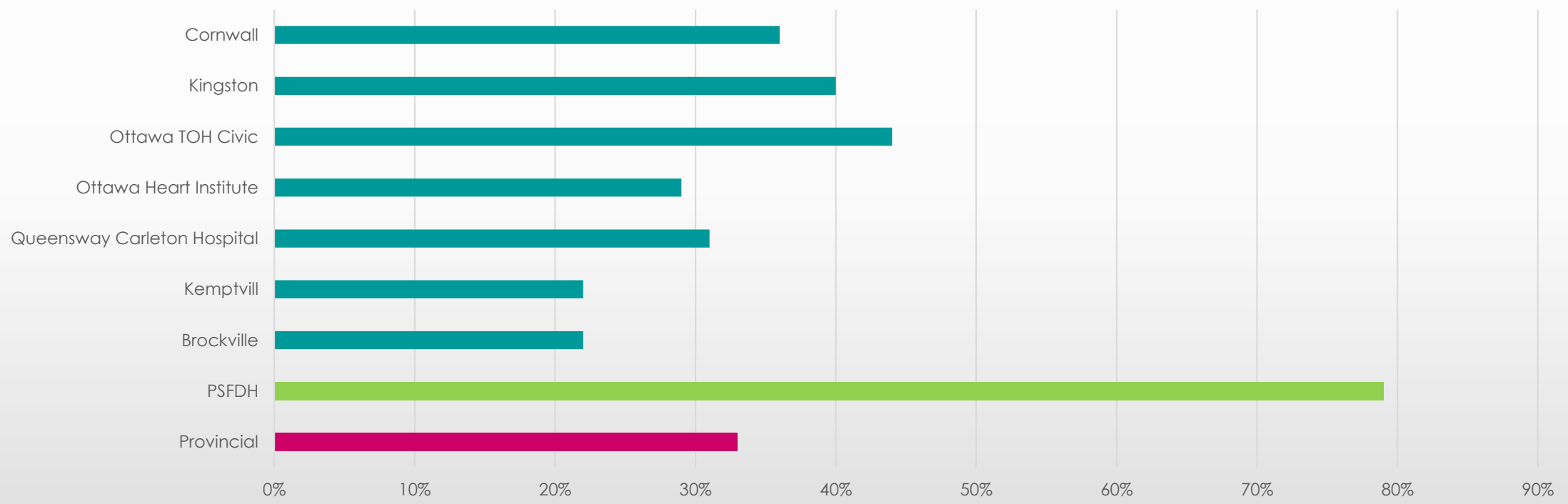


Show explanations for missing data points ?

Download (csv) 

# Diagnostic Wait Times: MRI

MRI - % Withing Target



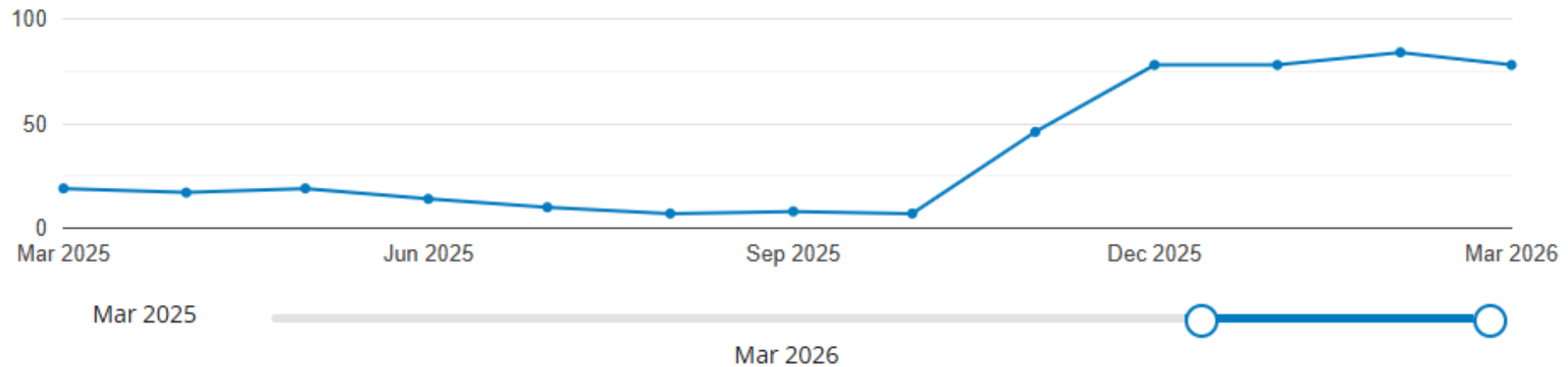
# Diagnostic Wait Times: MRI

## % within target

The percentage of patients who were seen within the target time for this priority level

% within target

Priority: 4



Show explanations for missing data points ?

Download (csv) 

# Cardiopulmonary (Cardio) Services:

PSFDH Cardio Services amalgamated to Perth Site

- Out-Patient Electrocardiograms (ECG) (offered at Perth site)
- Holter Monitoring – 7 and 14 days (offered at Perth site)
- Ambulatory Blood Pressure Monitoring (offered at Perth site)
- Stress Test (offered at Perth Site)
- Complete Pulmonary Function (offered at both sites)

# Challenges/Opportunities:

## **Challenge:** Fluctuations in CT/MRI Wait Times

- Physicians can send referrals to any hospital (shop around, multiple referrals)
- Creates longer wait times followed by shorter wait times

## **Mitigation:** Central Intake

- South East Region went live with CT/MRI Central Intake
- All referrals are sent to central intake and triaged
- Patients will be given the choice to choose specific hospital or hospital with shortest wait time

## **Challenge:** Funded CT Hours to Perform Contrast

- Physicians have to send CT Contrast to referral centres after hours and on weekends

## **Mitigation:**

- Process in place to hold particular diagnosis eg. High risk TIA over weekends versus sending home for follow up
- In-house training for MRT to perform CT with Contrast Mon-Friday – increase access
- Discussions with region and OH to have an increase in funded hours

# Challenges/Opportunities:

## **Challenge:** HHR Challenges

- Due to maternity leaves and unexpected leaves

## **Mitigation:** Corporate HHR Project

- Continue to work on corporate strategies
- Focus recruitment needs for Diagnostic Imaging

# Quality Improvements:

## Quality Improvements:

- New Regional PACs System will be available in the near future
- Cerner is stable however Novari continue to be problematic
- Maximizing CT hours with added hours to the schedule (Weekends & Evenings)
- Passed Echocardiography Accreditation (in partnership with KHSC)

## Capital Replacement:

- 2 new X-ray machines to be installed by September 2026 (1 in Smiths Falls & 1 in Perth)
- 1 Mobile X-ray for each site with redundancy
- 1 ECG machine at Perth

